

Athletic Training Services In Louisiana High Schools 2012-13

Classification Criteria

Full-Time Athletic Training Services per School

- at least 5 days per week
- at least 30 hours per week
- at least 10 months per year

Part-Time Athletic Training Services per School

- anything less than Full-Time

Source of Employment Providing Athletic Training Services to High Schools

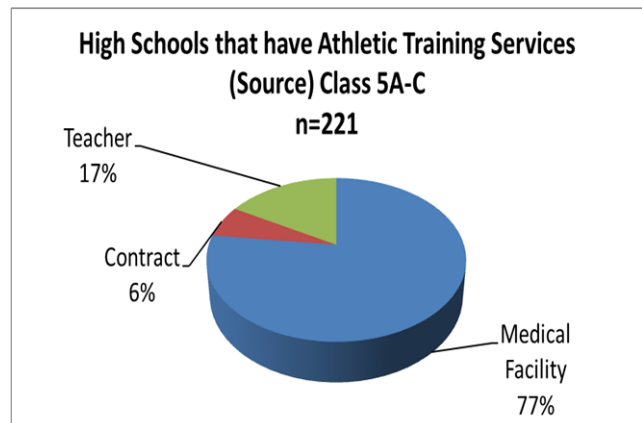
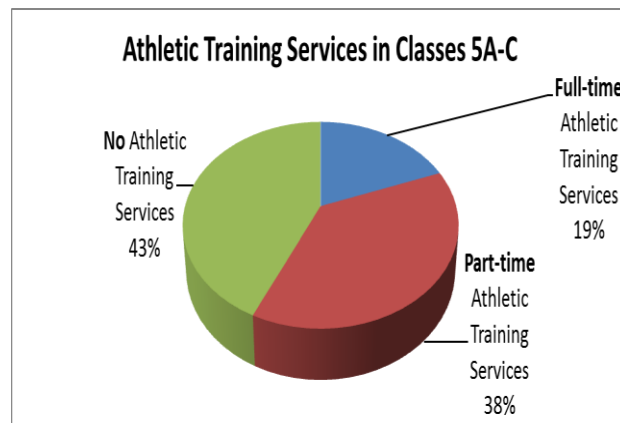
Medical Facility Includes hospital, physician office, private clinic, or university

Teacher Teaches 50% or more of their school's regular class periods

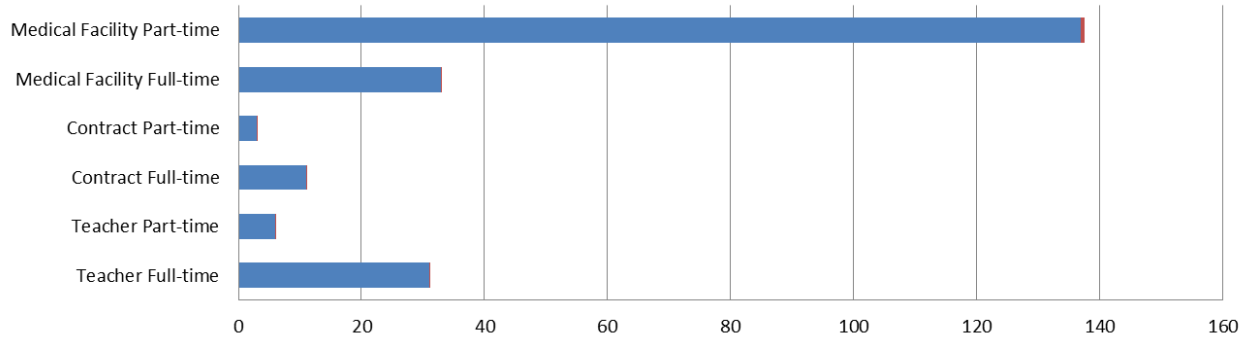
Contract Not employed by a medical facility & not a full-time teacher; employed by school system

Louisiana High School Athletic Association (LHSAA) Classification

Class	Football	Coed Non-Football	All Girls	Districts	Enrollment
5A	56	2	5	9	1102-above
4A	58	0	3	10	647-1101
3A	60	0	2	10	425-646
2A	59	5	2	10	234-424
1A	58	0	0	10	233-below
B	0	41	1	8	98-233
C	0	37	0	9	97-below



**High Schools that Receive Athletic Training Services: Source & Amount
Class 5A-C (n=221)**



	Teacher Full-time	Teacher Part-time	Contract Full-time	Contract Part-time	Medical Facility Full-time	Medical Facility Part-time
Series1	31	6	11	3	33	137
Series2	14.02%	2.71%	4.97%	1.35%	14.93%	61.99%

High Schools with Football:

Athletic Training Services by Class, Source, and Amount

Class	Total FB Schools	MFFT	MFPT	CFT	CPT	TFT	TPT	None	*FB Game Coverage (2013)	*FB Game Coverage (2011)
5A	56	13	18	5	1	13	1	5	72.32%	70.89%
4A	58	6	26	1	0	8	3	14	53.91%	60.81%
3A	60	3	31	0	0	4	1	21	46.17%	49.37%
2A	59	5	22	3	0	3	1	25	39.31%	42.48%
1A	58	2	16	2	2	1	0	35	23.97%	27.32%
Total	291	29	113	11	3	29	6	100	47.14%	50.17%

*FB Game coverage = Athletic Training services for Freshman, JV, and Varsity (Home & Away) football games.

MFFT → Medical Facility Full Time
MFPT → Medical Facility Part Time
CFT → Contract Full Time
CPT → Contract Part Time
TFT → Teacher Full Time
TPT → Teacher Part Time

High Schools with Football:

Athletic Training Services by Class and Amount

Class	Total FT	% FT	Total PT	% PT	Total	% Total (2013)	% Total (2011)
5A	31	55.35%	20	35.71%	51	91.06%	85.71%
4A	15	25.86%	29	50.00%	44	75.86%	77.59%
3A	7	11.67%	32	53.33%	39	65.00%	64.29%
2A	11	18.64%	23	38.98%	34	57.62%	60.34%
1A	5	8.62%	18	31.03%	23	39.65%	41.38%
Total	69	24.03%	122	41.81%	191	65.84%	65.86%